

INTERNATIONAL SIM CARD



Works in 190 countries
Asia, UK, Europe, USA and more



Data from USD\$0.02/MB
in 130+ countries with Data Plans



All-in-one SIM
Standard, Micro and Nano SIM



JT
JERSEY TELECOM

Rates

Works in	Key tourist destinations	DATA	TALK & TEXT
Europe, East and South East Asia, North America, Oceania	London, Paris, Rome, Venice, Amsterdam, Barcelona, Berlin, Switzerland, Istanbul, Canada, Sydney, Tokyo, Hong Kong, Macau, Shanghai, Bali, Bangkok, Phuket, Kuala Lumpur, Singapore, South Africa and many more...	USD\$0.25	USD\$0.35
Rest of the World, Airplanes and Cruise Ships	Dubai, Abu Dhabi, Doha, New Delhi, Mumbai, Jamaica, Mexico City, Tijuana, Rio Di Janeiro, Buenos Aires, Cairo, Morocco and many more...	from USD\$0.45	from USD\$0.75

Data: rates are per MB. **Talk:** rates are per minute for incoming and outgoing calls. **Texts:** rates are per text sent, USD\$0.09 to receive a text in all countries. * Covers majority of the countries in the region, visit the website for a full list of countries.

Visit rechargeminutes.com and sign in to your account for a full list of countries and rates

Data Plans

Add a data plan to your SIM and save of up to 92% on data costs

ZONE A: 130+ countries

Includes: majority of Europe and SE Asia plus UK, USA, Canada, Australia and more

1GB
(USD\$0.04 per MB) USD\$39

2GB
(USD\$0.03 per MB) AUD\$69

5GB
(USD\$0.02 per MB) AUD\$119

ZONE B: 150+ countries

Includes: extended ZONE-A coverage plus UAE, most of the Caribbean, South America and more

500MB
(USD\$0.10 per MB) USD\$49

1GB
(USD\$0.09 per MB) USD\$89

2GB
(USD\$0.08 per MB) USD\$159

For more information and to purchase a data plan, visit rechargeminutes.com or download the **free JT Travel App** and log into your account.



- Your SIM card needs to be activated before you can use it
- You may be required to purchase CREDIT to activate
- You will receive your +44 Global phone number once you have completed the activation process

1. ACTIVATE YOUR SIM CARD

- 1) Visit rechargeminutes.com or open the **JT TravelApp** (download free from the App store or Google Play)
- 2) Enter the SERIAL CODE printed on your SIM card



2. SETUP YOUR DEVICE

- 1) Ensure your device is unlocked and works with any of these frequencies: 3G (850 MHz, 1900 MHz) 4G (700MHz, 850MHz, 1900MHz, 1700/2100MHz, 2300 MHz).
- 2) Choose the correct SIM size required for your device and push it out from the plastic card.
- 3) Turn off your device and insert the SIM in the SIM slot or tray.
- 4) Turn your device on. Once connected to a network, enable data roaming. **You are good to go!**

Refer to ekit.com/ekit/UserGuide for more information.

3. ACCESS & MANAGE YOUR ACCOUNT

Use the **JT TravelApp** (jttravelapp.com) or visit rechargeminutes.com to manage your account:

Log in using your +44 Global phone number and PIN chosen during activation

- Add or recharge credit
- Enhance your service by purchasing an add-on like data plans or +1 US number
- Review your balance, usage and receipts
- Check latest information on coverage and rates

You can also add credit by calling **181** from your device (free of charge) or by calling our 24/7 Customer Service (charges may apply).

4. USING THE SERVICE

Turn your device on and when the device registers with a network it is ready for use.

MAKING A CALL

Dial:



Example, to call (213) 337-5555 in the US, you need to dial:



Please note, you must dial the country code even if you are making a local or national call and drop the leading zero if the number you are calling has one.

Your calling experience will vary based on country. In some countries callback technology is used (a method of keeping your international calls at low-cost). You will experience one of the following:

DIRECT CALLING



After dialing the number:

- Your call will be placed and connected as if you were back home

You will experience direct calling in most of Europe, Australia, NZ, USA and more

CALL BACK



After dialing the number:

- Your call will be disconnected for 10 to 30 seconds and then your phone will callback
- Answer the call. After a few seconds your call will be connected

For more information about the calling experience in your destination visit: ekit.com/ekit/UserGuide

SENDING A TEXT MESSAGE

Compose your message as normal, entering the number you wish to send the message to, remembering to include the country code and area code.

Dial:



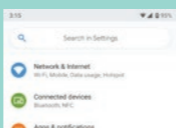
Example, to text (213) 337-5555 in the US, you need to dial:



5. SETTING UP DATA AND INTERNET

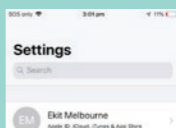
1. Open the **'Settings'** app on your device and search for **'Roaming'**.

ANDROID

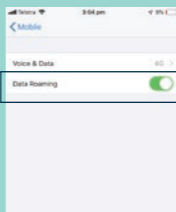
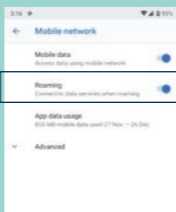
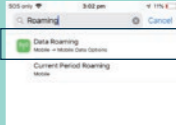
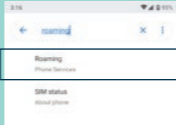


2. Select **'Roaming'** or **'Data Roaming'** from the search results.

APPLE



3. Enable **'Roaming'** or **'Data Roaming'**. Press **'OK'** if any warnings are shown.



You should now be able to use mobile data on your device.

To troubleshoot, refer to ekit.com/ekit/UserGuide or call Customer Service.

24/7 Customer Service

If you require assistance, please contact us in one of the following ways:

1. Visit rechargeminutes.com and click on the **Contact us!** tab at the bottom of the page
2. Dial **154** directly from your device
3. Dial the access number for the country you are calling from

USA	1888-310-4168	France	0805-118-317*
Canada	1-888-513-8804	Italy	0800-581-449*
Australia	1-800-094-747	UK	0800-376-2370

* Press 0# to speak to Customer service

For a complete list of numbers refer to ekit.com/ekit/CustomerService