

USA SIM CARD

UNLIMITED
Data, calls & texts
in the USA

- Seamless LTE coverage in the USA
- Unlimited talk and text to back home with the Unlimited+ Plan
- Use while in transit to and from the USA with coverage in over 190 countries



Choose a plan:

STARTER PLAN US\$29

- Unlimited nationwide talk and text
- **250MB** of LTE data
- US\$2.50 international credit

Expiry: 14 days

UNLIMITED PLAN US\$49

- Unlimited nationwide talk and text
- Unlimited data with **1GB** at LTE speeds
- US\$10 international credit

Expiry: 30 days

UNLIMITED+ PLAN US\$69

- Unlimited nationwide talk and text
- Unlimited data with **2GB** at LTE speeds
- US\$10 international credit
- Unlimited talk and text to Australia, Canada & the UK
- Free JT to JT talk and text in the USA

Expiry: 30 days



Add extra LTE data for use in the USA:

1GB

US\$29

2GB

US\$49

Add extra international credit:

International credit allows you to:

- Make international calls and send international texts from USA
- Use data, make and receive calls, send and receive texts outside of USA with coverage in more than 190 countries

Rates

	From USA to Rest of World*	From Rest of World*
CALLS (per min)	US\$0.19	from US\$0.35
TEXTS (per SMS)	US\$0.09	from US\$0.35
DATA (per MB)	-	from US\$0.25

All rates in USD. Data is charged in increments of 1MB. * A surcharge may apply to call and text certain countries, refer to the website for a full list of countries and rates.



- You may be required to purchase a PLAN to activate
- You will receive a +1 US number and +44 Global phone number when your SIM is activated. Your family and friends will be able to contact you using either number

1. ACTIVATE YOUR SIM CARD

A) IN THE USA - Your SIM Card will be automatically activated when your phone registers with an available network. Please ensure you have pre-purchased a plan.

B) OUTSIDE THE USA - Manually activate your SIM Card before arriving in the US**

- 1) Visit www.rechargeminutes.com or open the **JT TravelApp** (download free from the App store or Google Play)

- 2) Enter the SERIAL CODE printed on your SIM card



SERIAL CODE

** Depending on the plan you choose, **your service expires in 14 or 30 days from activation**. We advise you to activate the SIM and add a plan a few days before departure to ensure your service is good to use when you arrive in the USA. This will also allow you to stay in touch with family and friends whilst in transit.

2. SETUP YOUR DEVICE

- 1) Ensure your device is unlocked and works with any of these frequencies: 3G (850 MHz, 1900 MHz) 4G (700MHz, 850MHz, 1900MHz, 1700/2100MHz, 2300 MHz).
- 2) Choose the correct SIM size required for your device and push it out from the plastic card.
- 3) Turn off your device and insert the SIM in the SIM slot or tray.
- 4) Turn your device on. Once connected to a network, enable data roaming. **You are good to go!**

Refer to ekit.com/ekit/UserGuide for more information.

3. ACCESS & MANAGE YOUR ACCOUNT

Use the **JT TravelApp** (jttravelapp.com) or visit **rechargeminutes.com** to manage your account:

Log in using your +1 US phone number or +44 Global phone number and PIN

- Add or recharge a plan or international credit
- Review your balance, usage and receipts
- Check latest information on coverage and rates

4. USING THE SERVICE

Turn your device on and when the device registers with a network it is ready for use.

MAKING A CALL

Dial:



Example: To call (213) 337-5555 in the US, you need to dial:



Please note, you must dial the country code even if you are making a local or national call and drop the leading zero if the number you are calling has one.

SENDING A TEXT MESSAGE

Compose your message as normal, entering the number you wish to send the message to, remembering to include the country code and area code.

Dial:

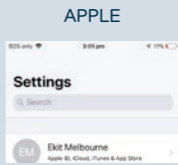
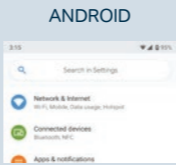


Example: To send a text to (213) 337-5555 in the US, you need to dial:

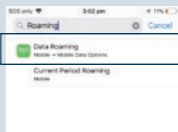
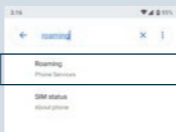


5. SETTING UP DATA AND INTERNET

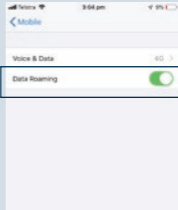
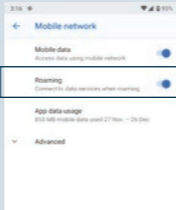
1. Open the **'Settings'** app on your device and search for **'Roaming'**.



2. Select **'Roaming'** or **'Data Roaming'** from the search results.



3. Enable **'Roaming'** or **'Data Roaming'**. Press **'OK'** if any warnings are shown.



You should now be able to use mobile data on your device.

To troubleshoot, refer to ekit.com/ekit/UserGuide or call Customer Service.

24/7 Customer Service

If you require assistance, please contact us in one of the following ways:

1. Send an email to help@rechargeminutes.com
2. Dial **154** directly from your device
3. Dial the access number for the country you are calling from

USA	1888-310-4168	France	0805-118-317*
Canada	1-888-513-8804	Germany	0800-183-8145*
Australia	1-800-094-747	UK	0800-376-2370

* Press 0# to speak to Customer service

For a complete list of numbers refer to ekit.com/ekit/CustomerService