

# INTERNATIONAL SIM CARD



**Works in 190 countries**  
Asia, UK, Europe, USA and more



**Data from AUD\$0.03/MB**  
in 130+ countries with Data Plans



**All-in-one SIM**  
Standard, Micro and Nano SIM



**JT**  
JERSEY TELECOM

## Rates

Works in	Key tourist destinations	DATA	TALK & TEXT
East and South East Asia, Europe, North America, Oceania	Bali, Bangkok, Phuket, Kuala Lumpur, Singapore, Tokyo, Hong Kong, Macau, Shanghai, London, Paris, Rome, Barcelona, Athens, Amsterdam, Berlin, Switzerland, Croatia, Istanbul, New York, Las Vegas, Canada, South Africa and many more...	AUD\$0.25	AUD\$0.45
Rest of the World, Airplanes and Cruise Ships	Dubai, Abu Dhabi, Doha, New Delhi, Mexico City, Tijuana, Rio Di Janeiro, Peru, Colombia, Buenos Aires, Cairo, Morocco and many more...	from AUD\$0.45	from AUD\$0.75

**Data:** rates are per MB. **Talk:** rates are per minute for incoming and outgoing calls. **Texts:** rates are per text sent, AUD\$0.09 to receive a text in all countries. \* Covers majority of the countries in the region, visit the website for a full list of countries.

Visit [rechargeminutes.com](https://rechargeminutes.com) and sign in to your account for a full list of countries and rates

## Data Plans

Add a data plan to your SIM and save of up to 92% on data costs

### ZONE A: 130+ countries

Includes: majority of Europe and SE Asia plus UK, USA, Canada, Australia and more

**1GB**  
(AUD\$0.05 per MB) AUD\$49

**2GB**  
(AUD\$0.04 per MB) AUD\$89

**5GB**  
(AUD\$0.03 per MB) AUD\$149

### ZONE B: 150+ countries

Includes: extended ZONE-A coverage plus UAE, most of the Caribbean, South America and more

**500MB**  
(AUD\$0.13 per MB) AUD\$69

**1GB**  
(AUD\$0.11 per MB) AUD\$119

**2GB**  
(AUD\$0.10 per MB) AUD\$199

For more information and to purchase a data plan, visit [rechargeminutes.com](https://rechargeminutes.com) or download the **free JT Travel App** and log into your account.



- Your SIM card needs to be activated before you can use it
- You may be required to purchase CREDIT to activate
- You will receive your +44 Global phone number once you have completed the activation process

## 1. ACTIVATE YOUR SIM CARD

- 1) Visit [rechargeminutes.com](https://rechargeminutes.com) or open the **JT TravelApp** (download free from the App store or Google Play)
- 2) Enter the SERIAL CODE printed on your SIM card



## 2. SETUP YOUR DEVICE

- 1) Ensure your device is unlocked and works with any of these frequencies: 3G (850 MHz, 1900 MHz) 4G (700MHz, 850MHz, 1900MHz, 1700/2100MHz, 2300 MHz).
- 2) Choose the correct SIM size required for your device and push it out from the plastic card.
- 3) Turn off your device and insert the SIM in the SIM slot or tray.
- 4) Turn your device on. Once connected to a network, enable data roaming. **You are good to go!**

Refer to [ekit.com/ekit/UserGuide](https://ekit.com/ekit/UserGuide) for more information.

## 3. ACCESS & MANAGE YOUR ACCOUNT

Use the **JT TravelApp** ([jttravelapp.com](https://jttravelapp.com)) or visit [rechargeminutes.com](https://rechargeminutes.com) to manage your account:

Log in using your +44 Global phone number and PIN chosen during activation

- Add or recharge credit
- Enhance your service by purchasing an add-on like data plans or +1 US number
- Review your balance, usage and receipts
- Check latest information on coverage and rates

You can also add credit by calling **181** from your device (free of charge) or by calling our 24/7 Customer Service (charges may apply).

## 4. USING THE SERVICE

Turn your device on and when the device registers with a network it is ready for use.

### MAKING A CALL

Dial:



Example, to call (03) 9674-7000 in Melbourne, Australia you need to dial:



Please note, you must dial the country code even if you are making a local or national call and drop the leading zero if the number you are calling has one.

**Your calling experience will vary based on country.** In some countries callback technology is used (a method of keeping your international calls at low-cost). You will experience one of the following:

#### DIRECT CALLING



After dialing the number:

- Your call will be placed and connected as if you were back home

You will experience direct calling in most of Europe, Australia, NZ, USA and more

#### CALL BACK



After dialing the number:

- Your call will be disconnected for 10 to 30 seconds and then your phone will callback
- Answer the call. After a few seconds your call will be connected

For more information about the calling experience in your destination visit: [ekit.com/ekit/UserGuide](http://ekit.com/ekit/UserGuide)

### SENDING A TEXT MESSAGE

Compose your message as normal, entering the number you wish to send the message to, remembering to include the country code and area code.

Dial:



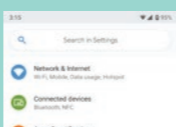
Example, to send a text to (04) 9674-7000 in Melbourne, Australia you need to dial:



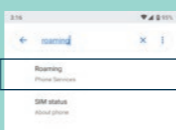
## 5. SETTING UP DATA AND INTERNET

1. Open the **'Settings'** app on your device and search for **'Roaming'**.

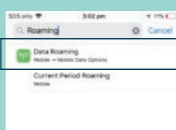
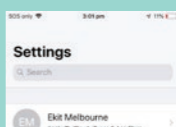
#### ANDROID



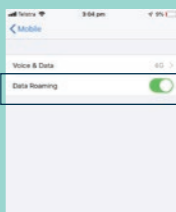
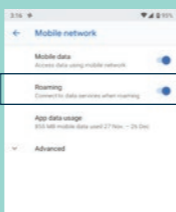
2. Select **'Roaming'** or **'Data Roaming'** from the search results.



#### APPLE



3. Enable **'Roaming'** or **'Data Roaming'**. Press **'OK'** if any warnings are shown.



**You should now be able to use mobile data on your device.**

To troubleshoot, refer to [ekit.com/ekit/UserGuide](http://ekit.com/ekit/UserGuide) or call Customer Service.

## 24/7 Customer Service

If you require assistance, please contact us in one of the following ways:

1. Visit [rechargeminutes.com](http://rechargeminutes.com) and click on the **Contact us!** tab at the bottom of the page
2. Dial **154** directly from your device
3. Dial the access number for the country you are calling from

USA	1888-310-4168	France	0805-118-317*
Canada	1-888-513-8804	Italy	0800-581-449*
Australia	1-800-094-747	UK	0800-376-2370

\* Press 0# to speak to Customer service

For a complete list of numbers refer to [ekit.com/ekit/CustomerService](http://ekit.com/ekit/CustomerService)

EKT1814 DEC18 - Correct at December 2018. Refer to [ekit.com/terms](http://ekit.com/terms) for full Terms & Conditions